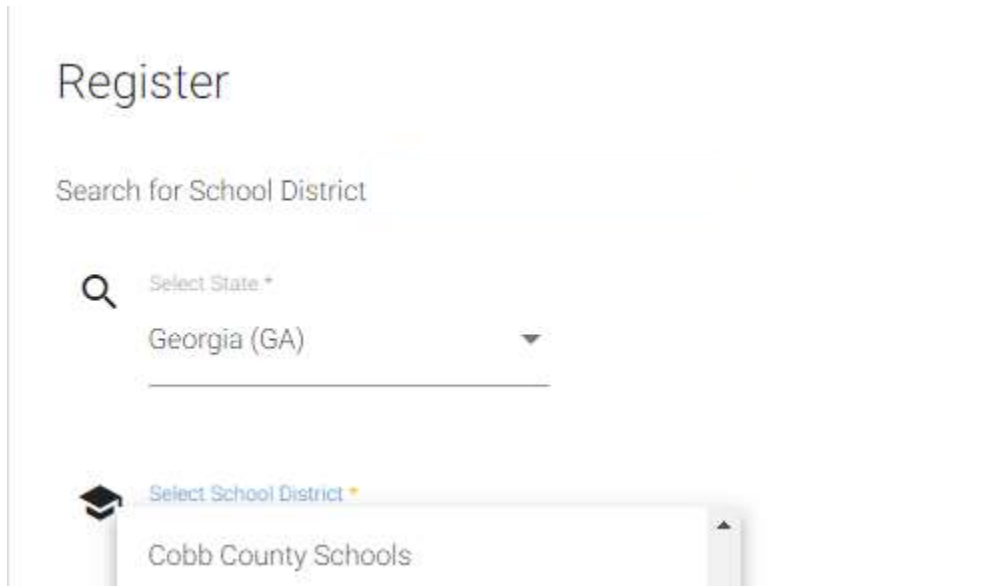
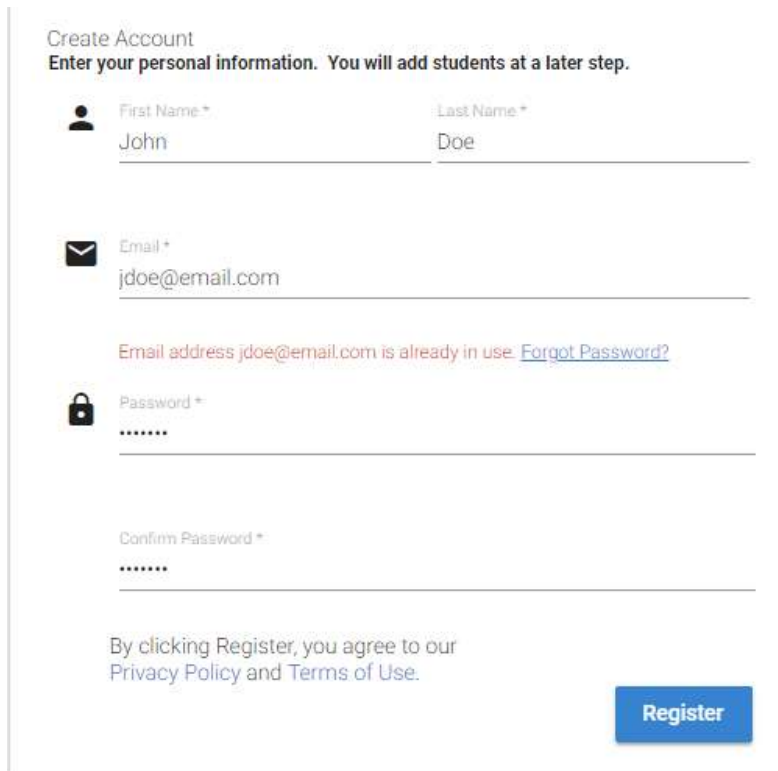


**Step 1: Visit [www.mypaymentsplus.com](http://www.mypaymentsplus.com) and click “register now”**


**Step 2: Select your state and then find your school district in the dropdown menu.**

A screenshot of the "Register" page. At the top, the word "Register" is displayed in a large, grey font. Below it is a search bar with the placeholder text "Search for School District". Underneath the search bar are two dropdown menus. The first dropdown menu is labeled "Select State \*" and has "Georgia (GA)" selected. The second dropdown menu is labeled "Select School District \*" and has "Cobb County Schools" selected.

**Step 3: Enter your first and last name along with your email address. Create a password that is at least seven characters and includes at least one number. Double-check that everything is accurate before continuing to the next step.**


A screenshot of the "Create Account" page. The heading "Create Account" is followed by the instruction "Enter your personal information. You will add students at a later step." Below this are four input fields: "First Name \*" with "John" entered, "Last Name \*" with "Doe" entered, "Email \*" with "jdoe@email.com" entered, and "Password \*" with "....." entered. Below the password field is a "Confirm Password \*" field, also with "....." entered. A red error message states "Email address jdoe@email.com is already in use. [Forgot Password?](#)". At the bottom, there is a blue "Register" button. A disclaimer at the bottom left reads "By clicking Register, you agree to our [Privacy Policy](#) and [Terms of Use](#)."

**Step 4: Select the option that represents you best: parent/guardian, student, staff member, or guest. Click next after making the appropriate selection.**



ship  
to district

Add Students



Your Account has been Created!


We've sent a welcome email to the address you provided.

This site will work best if we know your relationship with **Cobb County Schools**  
(Check all that apply)


- I am a **Parent or Guardian** with student(s) in Cobb County Schools
- I am a **Student** in the district
- I work in the district (**Staff Member**)
- I'm a **Guest** interested in district activities and/or I want to support the district

[Next](#)

**Step 5: Add students to your new account. If you do not know your students' ID numbers, you may skip this step and come back later.**



Find District   Register   Relationship to District   Add Students



### Add Student(s) to Your Account

Adding your student(s) from **Cobb County Schools** will allow you to manage meal account balances, track meal purchases, pay for school expenses and more.

Student ID \*  
1234567

Where to find Student ID?

Student Last Name \*  
Doe

**Add Student**

[Change School District](#)

### My Students

There are 0 students on your account.

[Skip for Now](#) **Done**

**Step 6: Once you have added your students to the account, click “done.”**

**Congratulations! You are now ready to use MyPaymentsPlus.**