



KENNESAW STATE  
UNIVERSITY

# Dual Enrollment Info Session




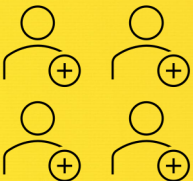
# KSU QUICK FACTS

  
**42,000+**  
STUDENTS

**11 COLLEGES**

  
**190+**  
DEGREE &  
CERTIFICATE  
PROGRAMS

AMONG THE  
**TOP 20**   
SCHOOLS IN THE  
U.S. THAT STUDENTS  
WANT TO ATTEND  
ACCORDING TO U.S. NEWS AND WORLD REPORT

**300+**   
STUDENT  
ORGANIZATIONS

 **21:1**  
STUDENT/FACULTY

 **18 NCAA**  
DIVISION I TEAMS

STUDENTS  
COME FROM **127**  
COUNTRIES 



# Admissions Requirements

## Classification

High School Junior or Senior

---

## 3.0 Core GPA

2 Units of English, Math, Science  
and 1 Unit of Social Science

---

## SAT

500 EBRW | 490 Math | 1050 Total Score

---

## ACT

18 English or Reading | 18 Math | 20 Composite



# Admissions Checklist

## 1. Apply To Kennesaw State

- [admissions.kennesaw.edu](https://admissions.kennesaw.edu)
- Apply as a DE student
- Include your SSN

---

## 2. Submit an Official High School Transcript

- Homeschool Portfolio (if applicable)
- Submit official college transcript if previously DE

---

## 3. Submit Official Test Scores and AP Scores

---

## 4. Dual Enrollment Form

- New Student and Policy Form

---

## 5. Complete DE Funding Application

- [gafutures.org](https://gafutures.org)
- Include your SSN



# Admissions Deadlines

Semester	Application Deadline	Document Deadline	Classes Begin
Spring 2023	November 1, 2022	November 18, 2022	January 9, 2023
Summer 2023	March 31, 2023	April 14, 2023	May 15, 2023
Fall 2023	April 14, 2023	April 28, 2023	August 14, 2023



# Class Offerings

- Kennesaw or Marietta Campus
- Monday (M), Wednesday ( W)
- Tuesday (T), Thursday (TR)
- Monday, Wednesday, Friday (MWF)
- Hybrid (Face to Face and online combination)
- Online (all materials and coursework online)



# Dual Enrollment Funding


- Dual Enrollment Funding cap is 30 Semester credit hours
- Funding pays 100% of a student's tuition, student fees, and book rental
- Funding only covers approved Courses
  - Core academic areas (English, Math, Science, Social Science, and World Languages)
  - Career, Technical, and Agricultural (CTAE) Courses
- Fine Arts, Physical Education, and Health no longer eligible for Funding
- No funding rewarded for the same course taken twice
- Students are ineligible for DE funding after their 2nd course withdrawal



# Dual Enrollment Funding

What will be your funding responsibility?

- Course lab Fees
- Proctored exams for online classes  
( \$8-30 per test)
- Non-funded Courses & Self-pay  
courses
  - Responsible for tuition, student  
fees, and books
- Parking
- Housing and Meal Plans (optional)



# After Acceptance



KENNESAW STATE  
UNIVERSITY

## CHECKLIST FOR ADMITTED DUAL ENROLLMENT STUDENTS

**CONGRATULATIONS ON YOUR ACCEPTANCE TO THE DUAL ENROLLMENT PROGRAM (DEP)!**  
Follow these steps to ensure you are ready for the first day of class.

### ☐ STEP 1: GET CONNECTED TO KSU

#### ☐ SET UP YOUR NET ID

- You need your Net ID to access your Owl Express, KSU email and D2L.
- Set up your Net ID by completing the form online at [netidlookup.kennesaw.edu/lookup](https://netidlookup.kennesaw.edu/lookup).

#### ☐ KSU EMAIL

- Your campus email is the primary way the Dual Enrollment Program will communicate with you.
- For the first-time setup visit [uts.kennesaw.edu/utsuemail](https://uts.kennesaw.edu/utsuemail).
- Existing users can check their email by visiting [kennesaw.edu/myksu](https://kennesaw.edu/myksu).
- Learn how to forward your KSU email to your personal email inbox by following the steps listed at [bit.ly/email-forward](https://bit.ly/email-forward).

#### ☐ SET UP DUO AUTHENTICATION

- Setting up Duo Authentication is required to log into your Owl Express, KSU email and D2L.
- Go to [kennesaw.edu/myksu](https://kennesaw.edu/myksu), scroll to the Student Services section and select Duo. Follow the steps listed for setting up the software.

### ☐ STEP 2: DUAL ENROLLMENT FUNDING APPLICATION

Need technology help? Contact the KSU Student Technology Helpline at 470-578-3555.

- Complete your funding application through [CAFutures.org](https://cafutures.org) before attending the Dual Enrollment New Student Welcome Session.
- To complete the application, sign in to your CAFutures account, choose My Dual Enrollment Profile and click on Apply Now.
- Note: As a DEP student, you are not eligible for other forms of student financial aid while a DEP student. The Dual Enrollment funding cap is 30 semester or 45 quarter hours.

### ☐ STEP 3: LAWFUL PRESENCE VERIFICATION

- You can submit your lawful presence verification documents in-person or online by following the steps found at [tpv.kennesaw.edu](https://tpv.kennesaw.edu).

### ☐ STEP 4: IMMUNIZATION RECORDS

- KSU will access your immunization records from CRITS (Georgia Immunization Registry).
- If required immunization records are not in the CRITS system, a hold will be placed on your account. You can view the hold in Owl Express and you will need to submit documentation via email ([immunizationsvc@kennesaw.edu](mailto:immunizationsvc@kennesaw.edu)) or in-person to the Registrar's Office. For information, visit [immunizations.kennesaw.edu](https://immunizations.kennesaw.edu).

### ☐ STEP 5: DUAL ENROLLMENT NEW STUDENT WELCOME SESSION

- Sign up for a mandatory New Student Welcome Session. The session covers expectations, D2L College 101, funding and Talon Services (parking, student materials). Sign up online at [dep.kennesaw.edu](https://dep.kennesaw.edu) by clicking the DEP Session tab.

### ☐ STEP 6: D2L COLLEGE 101 AND ADVISING

- After attending the Dual Enrollment New Student Welcome Session, sign up for D2L College 101, funding and Talon Services (parking, student materials). Sign up online at [dep.kennesaw.edu](https://dep.kennesaw.edu) by clicking the DEP Session tab.

We are here for you!  
D2L College 101 mini-course via your KSU email. Once  
your KSU student email the following business day.

KENNESAW STATE  
UNIVERSITY



# Reminders

- ✓ Meet with your high school counselor to determine your DE classes
- ✓ Submit your funding application
- ✓ Use your campus resources for tutoring if you are falling behind in classes
- ✓ A GPA lower than a 2.0 is an automatic dismissal from KSU's DE program.

# VISIT KSU!

## **Guided Campus Tours**

- Monday-Friday 10 AM & 1 PM
- Kennesaw and Marietta Campus



**KENNESAW STATE UNIVERSITY**

# **OPEN HOUSE**



**[ksuhub.com/OpenHouse](https://ksuhub.com/OpenHouse)**





# Questions?

[depoffice@kennesaw.edu](mailto:depoffice@kennesaw.edu)  
[dep.kennesaw.edu](http://dep.kennesaw.edu)