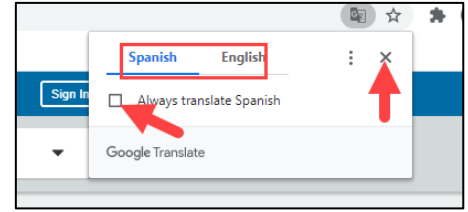


Downloading After School Program Tax Statement from Eleyo Desktop Program

Step 1:

For Enrolling Adult Only

- On your computer, open an internet browser
- In the browser, enter the URL: <https://cobbk12.ce.eleyo.com>
- Choose your preferred language
- Click into the “Always translate Spanish” if needed
- Click the small “x” in the top right corner to close the box
- Click on the words that say “Sign In” at the top right corner of the screen



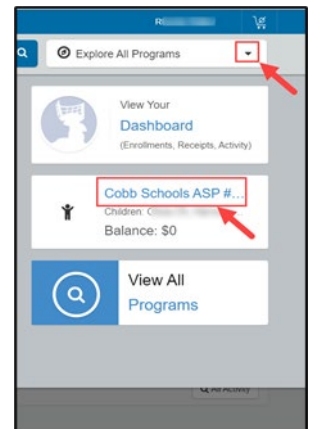
Step 2:

- Now at the Eleyo Sign in Screen, enter the email used to register your account
- Click Next in the **blue** box
- The password for the account will automatically populate now click the **blue** Sign In box
- Now proceed to **Step 4** on the next page



Step 3:

- In the top right corner of the screen click the down arrow at the words: Explore All Programs
- Click the **blue** words: **Cobb Schools ASP** to open the details of your account

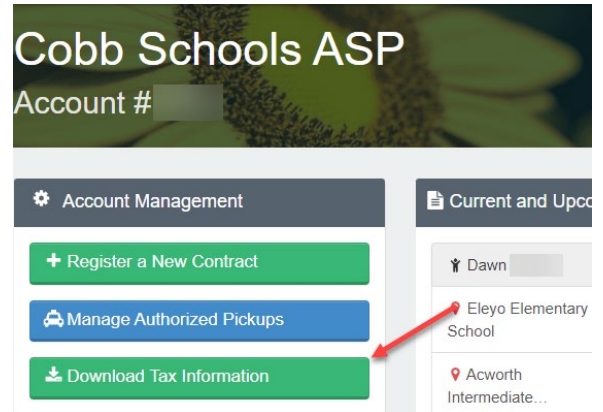


If you have any questions, please contact your school's ASP Director

Downloading After School Program Tax Statement from Eleyo Desktop Program

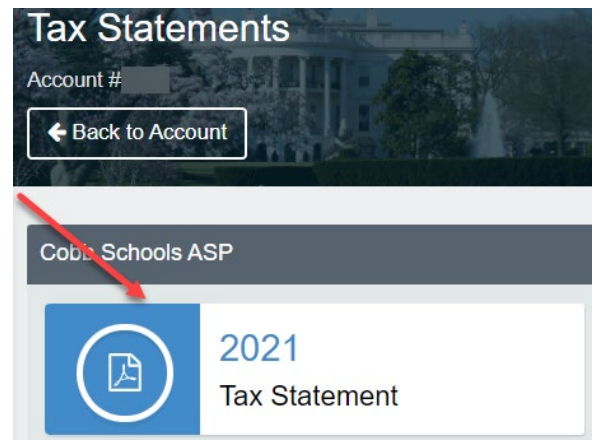
Step 4:

- Click on the green Download Tax Information button



Step 5:

- Click on the Tax Statement button for the desired year to download the statement



Step 6:

- The statement will download into a .pdf format



Cobb Schools ASP
514 Glover St SE
Marietta, GA 30060
(678) 581-7479

JEFF [redacted]

Cobb Schools ASP (Child Care) 2021 Tax Statement

Federal Tax ID for these payments: 58-6000214.

Children on Account: [redacted]

Child Care Sites: Eleyo Elementary School.

Your Cobb Schools ASP account payments between 01/01/2021 and 12/31/2021 were:

Date	Payer	Payment Method	Amount
06/25/2021	Jeff [redacted]	Check #123456	\$ 20.00
Total			\$20.00

This document is for your information and/or record keeping only and is not intended to be relied upon for any other purpose. If using this

If you have any questions, please contact your school's ASP Director