

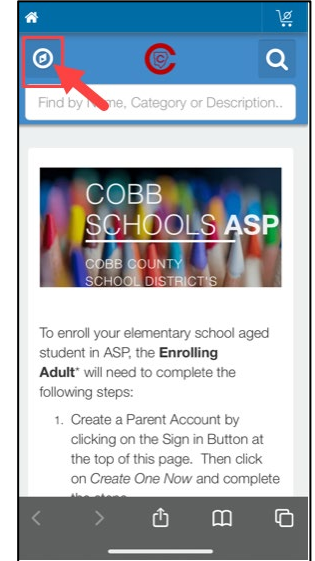
# Viewing Account Balance on a Mobile Device

Your account balance and activity is available at any time.

**Note:** Payments made in cash or check to the ASP Bookkeeper will show after the next invoicing. Accounts are invoiced every Monday.

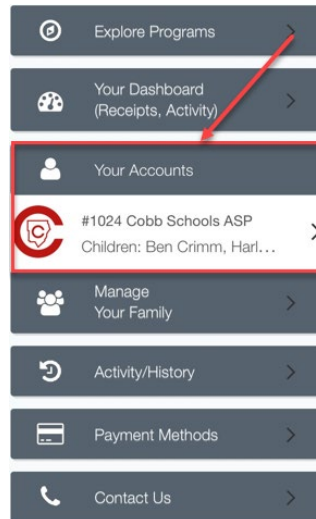
## Step 1:

- On your mobile device, open an internet browser
- In the browser, enter the URL: <https://cobbk12.ce.eleyo.com>
- On the blue screen presented, click the **small compass icon** at the top left of the screen (just below the small house icon)



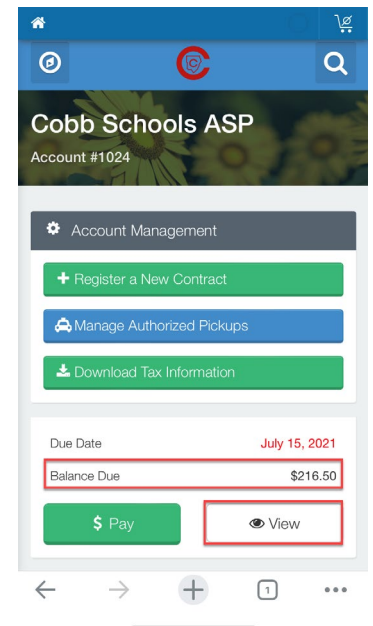
## Step 2:

- Click on the Your Accounts Box
- If this does not immediately appear, click on the home button again and then the compass button



## Step 3:

- Your Account Balance will display on this page
- Click View to see Account Activity



*If you have any questions, please contact your school's ASP Director*